

Step by Step Guide for your BFN Sport

The BFN Sport allows users to sell and manage tickets for sport events. The BFN Sport additional gives you the option to invoice and cancel tickets. Furthermore you can change several parameters like price class, medium type or owner details.

For further information, questions and details please do not hesitate to contact our support.

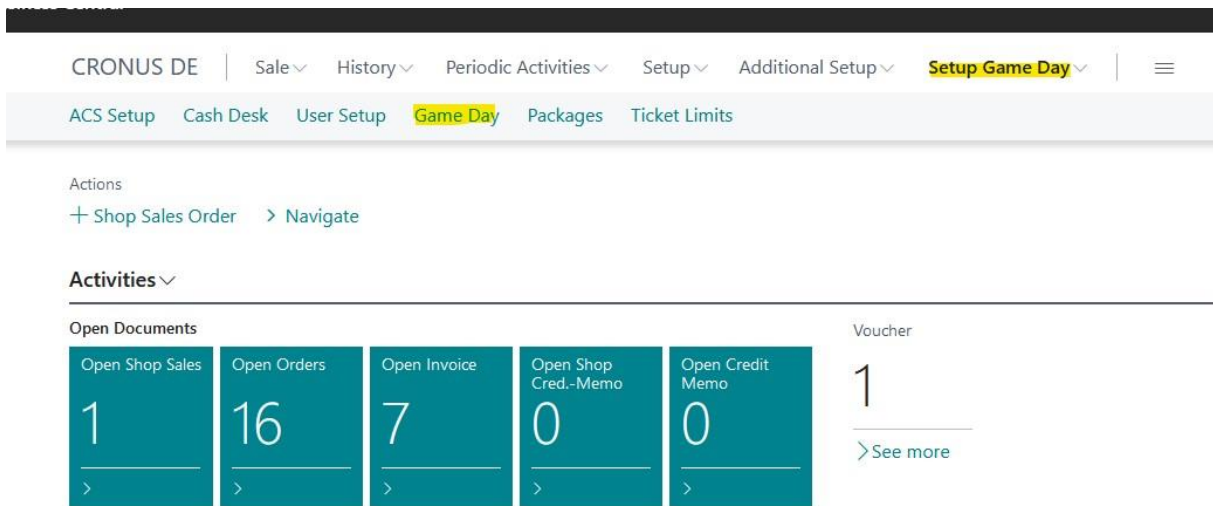
Compatible with:

- Microsoft Dynamics 365 Business Central Essential
- Microsoft Dynamics 365 Business Central Premium

Supported Languages:

- German (Germany)
- English (United States)

1. Select the “Setup Game Day” – “Game Day” Page to Setup a new Game Day



CRONUS DE | Sale ▾ | History ▾ | Periodic Activities ▾ | Setup ▾ | Additional Setup ▾ | **Setup Game Day** ▾ | ☰

ACS Setup | Cash Desk | User Setup | **Game Day** | Packages | Ticket Limits

Actions
+ Shop Sales Order > Navigate

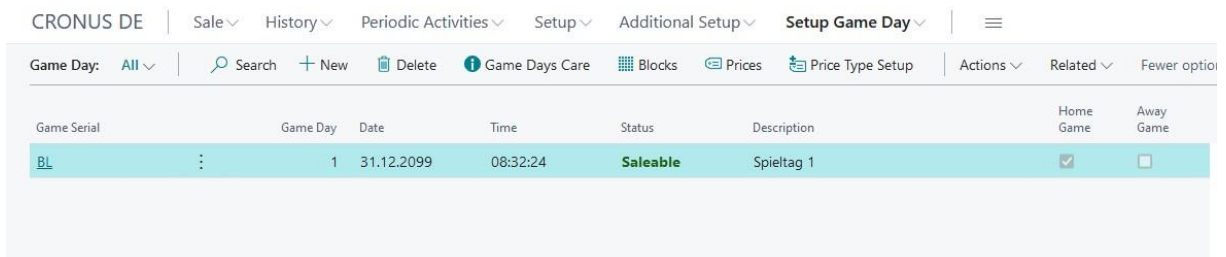
Activities ▾

Open Documents

Open Shop Sales 1 >	Open Orders 16 >	Open Invoice 7 >	Open Shop Cred.-Memo 0 >	Open Credit Memo 0 >
---------------------------	------------------------	------------------------	--------------------------------	----------------------------

Voucher
1
> See more

2. You see a list of your existing Game Days. You can chose one to change several values or create a new one.



CRONUS DE | Sale ▾ | History ▾ | Periodic Activities ▾ | Setup ▾ | Additional Setup ▾ | **Setup Game Day** ▾ | ☰

Game Day: All ▾ | 🔍 Search | + New | 🗑️ Delete | ⓘ Game Days Care | 📊 Blocks | 💬 Prices | ⚙️ Price Type Setup | Actions ▾ | Related ▾ | Fewer options

Game Serial	Game Day	Date	Time	Status	Description	Home Game	Away Game
BL	1	31.12.2099	08:32:24	Saleable	Spieltag 1	<input checked="" type="checkbox"/>	<input type="checkbox"/>

3. In the “Game Day Card” you add some primary information’s to the game day like description, date, time and teams.

Game Day Card

BL · 1 · Spieltag 1

[Saleable](#)
[Non Saleable](#)
[Blocks](#)
[Price Type Setup](#)
[Actions](#)
[Related](#)
[Fewer options](#)

General Show less

Game Serial	BL	Match Pairing	
Game Day	1	Home Team	
Description	Spieltag 1	Guest Team	
Description 2		Challenge Type	BL
Date	31.12.2099	Challenge Division	HEIM
Time	08:32:24	Ticket / Invoices Print	
Entrance Time		Hint Text	
Department Code		Hint Text 2	
Customergroup Code		Medium Type/Layout	
VAT Prod. Posting Group	MWST-19	Ticket Layout	TK-BL
Status	Saleable	Medium Type	PAPIER
Event ID (ACS)	1	Medium Type Accred.	PAPIER

4. On the bottom of the Game Day Card you choose the stadium layout for this game day.

Information | [Set Up Cues](#)

Game Day

0	96	4	3	0
Open Blocks	Released Blocks	Price Class Rights	Price Class	No. of Upgrade Prices

Sales Control / Optional

Maximum Number of Sale	0	Check Double Order	<input type="checkbox"/>
No sale on guest / new customer	<input type="checkbox"/>	Check Fields Shop Sales	
Personalization			

Shopware >

Seat Choice Layout / Picture

Seat Choice Layout Code: BFNARENA

5. After selecting a stadium layout you will find the used blocks in the block arrangement.

Package Code	Game Serial	Game Day	Block Code	Description	Status	Tribune Code	Sales Type	Seat Type	No Print of Row	No Print of Seat	Hint Text	Hint Text 2	Default Category
BL	1	1.1	Block 1.1	Released	HT	Seat Choice	SITZ	<input type="checkbox"/>	<input type="checkbox"/>				FAM
BL	1	1.2	Block 1.2	Released	HT	Seat Choice	SITZ	<input type="checkbox"/>	<input type="checkbox"/>				FAM
BL	1	1.3	Block 1.3	Released	HT	Seat Choice	SITZ	<input type="checkbox"/>	<input type="checkbox"/>				K5
BL	1	1.4	Block 1.4	Released	HT	Seat Choice	SITZ	<input type="checkbox"/>	<input type="checkbox"/>				K5
BL	1	10.1	Block 10.1	Released	HT	Seat Choice	SITZ	<input type="checkbox"/>	<input type="checkbox"/>				K8
BL	1	10.2	Block 10.2	Released	HT	Seat Choice	SITZ	<input type="checkbox"/>	<input type="checkbox"/>				K8
BL	1	10.3	Block 10.3	Released	HT	Seat Choice	SITZ	<input type="checkbox"/>	<input type="checkbox"/>				K8
BL	1	10.4	Block 10.4	Released	HT	Seat Choice	SITZ	<input type="checkbox"/>	<input type="checkbox"/>				K8
BL	1	11.1	Block 11.1	Released	HT	Seat Choice	SITZ	<input type="checkbox"/>	<input type="checkbox"/>				K3
BL	1	11.2	Block 11.2	Released	HT	Seat Choice	SITZ	<input type="checkbox"/>	<input type="checkbox"/>				K5
BL	1	12.1	Block 12.1	Released	HT	Seat Choice	SITZ	<input type="checkbox"/>	<input type="checkbox"/>				K1
BL	1	12.2	Block 12.2	Released	HT	Seat Choice	SITZ	<input type="checkbox"/>	<input type="checkbox"/>				K2

6. To select different price classes during the sales process you need to give each cash desk the right to use this price class – e.g. you can revert price class rights for cash desks which are not allowed for special person category's.

Game Day Card

BL · 1 · Spieltag 1

Saleable Non Saleable Blocks Price Type Set

Entrance Time

Department Code

Customergroup Code

VAT Prod. Posting Group MWST.19

Status Saleable

Event ID (ACS) 1

Information Set Up Cues

Game Day

Open Blocks 0 Released Blocks 96 Price Class Rights 4 Price Class

Edit - Cash Desk - Price Class

Search + New Edit List Delete Previous Set Previous Column

BFN Filter

Show Column Name Game Serial BL

Group Game Day 1

Package

Code	Description	ERM	NORM
BFN	BFN Kasse	Yes	Yes
WEB	Web Kasse	Yes	Yes

9. If you have an easy price structure, you can use the Prices directly for the game day instead of the price type setup. There you only choose the price for the combination of game day, price class and category.

CRONUS DE | Sale | History | Periodic Activities | Setup | Additional Setup | **Setup Game Day** | ☰

Game Day: All | Search | + New | Delete | Game Days Care | Blocks | **Prices** | Price Type Setup | Actions

Game Serial	Game Day	Date	Time	Status	Description	
BL	:	1	31.12.2099	08:32:24	Saleable	Spieltag 1

10. To sale tickets you need to setup cash desks. You find the setup in Setup Game Day and Cash desk. You can setup different type of reference like default customer.

CRONUS DE | Sale | History | Periodic Activities | Setup | Additional Setup | **Setup Game Day** | ☰

ACS Setup | **Cash Desk** | User Setup | Game Day | Packages | Ticket Limits

Code ↑	Description	Status	Type	Default Customer	Print Document	Print Shipping Note	Print Ticket	Use Receipt Report	Default Location Code
BEN	BFN Kasse	Saleable		10000	<input checked="" type="checkbox"/>	<input type="checkbox"/>	<input type="checkbox"/>	<input type="checkbox"/>	ZENTRAL
WEB	Web Kasse	Saleable	Web	10000	<input checked="" type="checkbox"/>	<input type="checkbox"/>	<input type="checkbox"/>	<input type="checkbox"/>	ZENTRAL

11. After setup minimum one cash desk, you have to assign all user one cash desk. You can do this in the User Setup.

CRONUS DE | Sale | History | Periodic Activities | Setup | Additional Setup | **Setup Game Day** | ☰

User Setup: All | Search | + New | Delete | Edit List

User ID ↑	Allow Deferral Posting From	Allow Deferral Posting To	Regi... Time	Salespers./Pu... Code	Sales Resp. Ctr. Filter	Purchase Resp. Ctr. Filter	Time Sheet Ad...	E-Mail	Phone No.	BFN Corr... after Acc...	Edit Blo... Res...	Allow Clos... Cash	Allow Corr...	Allow Doc... Disc...	Cash Desk Code	Auth. Cha... Price Type	Dele... Ticket Shop Sales
ADMIN			<input type="checkbox"/>	AH			<input type="checkbox"/>			<input checked="" type="checkbox"/>	<input checked="" type="checkbox"/>	<input checked="" type="checkbox"/>	<input checked="" type="checkbox"/>	<input checked="" type="checkbox"/>	BFN	<input checked="" type="checkbox"/>	<input checked="" type="checkbox"/>

12. If you wish to have a better overview about your stadium, you can fill in a layout with coordinates for each block.

Seat Choice Layout Card ✎ ↵ + 🗑

BFNARENA

Actions Related

General

Code	<input type="text" value="BFNARENA"/>	UID (ACS)	<input type="text" value="1"/>
Description	<input type="text" value="BFN Arena"/>	Block Color	<input type="text"/>
Game Type	<input type="text"/>	Seat Color	<input type="text"/>
ACS	<input type="text" value="BFN"/>		

Seat Choice Layout Lines | Seat Draw Global Seats Fewer options

Block Code ↑	Coordinates	Color
→ 1.1	⋮ [{"lat":1067.1181620668126,"lng":1286.2023426876024},{"lat":1066.5483623205293,"ln ...	*

13. Each seat in a block can have different attributes. These attributes are for example row and seat number, category and seat type (standing, seating).

Global Seat List ✓ Saved 🗑 ↵

Search + New Edit List Delete 🗑 🔍 ☰

Layout Code ↑	Area Code ↑	Unique Seat ID	Status	Area 0	Area 1	Area 2	Area 3	Area 4	Area 5	Area 6
→ BFNARENA	1.1	{36eb35a9-d1ec3-49fc-8e5d-0 ...}	Check	2	1	1.1			FAM	SITZ
BFNARENA	1.1	{c4d3765f-a463-4bcd-b597-0...}	Check	25	1	1.1			FAM	SITZ
BFNARENA	1.1	{4495ea03-62df-4d69-80b0-1...}	Check	17	1	1.1			FAM	SITZ
BFNARENA	1.1	{558d1821-e891-49b2-87ce-...}	Check	35	1	1.1			FAM	SITZ
BFNARENA	1.1	{38058c6e-a7be-4e78-9350-3...}	Check	11	1	1.1			FAM	SITZ
BFNARENA	1.1	{45e5a825-abb8-4c3d-9f3c-3...}	Check	7	1	1.1			FAM	SITZ
BFNARENA	1.1	{83d12c48-36b8-4e45-a4f1-3...}	Check	10	1	1.1			FAM	SITZ
BFNARENA	1.1	{b0c40b1a7-bacc-49f1-a7a9-3f...}	Check	38	1	1.1			FAM	SITZ
BFNARENA	1.1	{557e1d19-26e0-4a15-9456-...}	Check	33	1	1.1			FAM	SITZ
BFNARENA	1.1	{ca951cfb-38f1-4908-8e51-44...}	Check	21	1	1.1			FAM	SITZ
BFNARENA	1.1	{c2ac2fe7-3de9-4303-9ced-46...}	Check	20	1	1.1			FAM	SITZ
BFNARENA	1.1	{0c91dbbc-5a63-4231-93ae-4...}	Check			1.1			FAM	SITZ
BFNARENA	1.1	{f29fd739-f96a-427b-a485-4d...}	Check	5	1	1.1			FAM	SITZ
BFNARENA	1.1	{a3251c5b-2c0f-42ba-8db8-4...}	Check	28	1	1.1			FAM	SITZ
BFNARENA	1.1	{aaa98944-34bd-423a-b222-...}	Check	16	1	1.1			FAM	SITZ
BFNARENA	1.1	{f672ce4b-d2a0-4602-978d-5...}	Check	24	1	1.1			FAM	SITZ

14. To create a new ticket sale, you have to choose Shop Sales Order on the dashboard.

CRONUS DE | Sale ▾ History ▾ Periodic Activities ▾ Setup ▾ Additional Setup ▾ Setup Game Day ▾ | ☰

Posted Shop S...Tickets Orders | Posted Shop Sales Line | Posted Cr.Memo Shop Sales Line

Actions

+ Shop Sales Order > Navigate

15. In the Shop Sales Order page you can choose a new customer if you want and e.g. a payment method. To choose a ticket, fill in the information's in the fast sales tab. You need to fill in game serial, game day, block and the quantity of tickets you want.

Shop Sales Order ✎ 📄 + 🗑️

Shop Sales Order 102245 BFN

✕ This customer has an overdue balance. [Show details](#)

Process | Posting | **Actions** | Related | Fewer options

Shop Sales Show more

Customer Name	Adatum Corporation	Amount Including VAT	0,00
Contact	Jakob Otto	Received	0,00
Status	Open	Change	0,00
Shipment Type	▼	Reserved Until	31.12.2999 📅
Payment Method Code	▼		

Fast Sale






Requested Ticket Quantity	<input type="text" value="1,00"/>
Game Serial	<input type="text" value="B"/>
Game Day	<input type="text" value="1"/>
Block	<input type="text" value="1,1"/>

16. After you choose event, block and quantity press the Fast Ticket Sale button.

Shop Sales Order 102245 BFN

✕ This customer has an overdue balance. [Show details](#)

Process | Posting | Actions | Related | Fewer options

 Seat Choice
  Sell Voucher
  Release
  Reopen
  **Fast Ticket Sale**

17. You'll find the tickets afterwards in the lines. You see the event and the number of tickets.

Lines		Manage					
Voucher Code	Type	No.	Variant Code	Description	Quantity	Number of Tickets	
→	:	Game Day	GD0000001		Spieltag 1	1	1

18. Additional you'll find there information's like the price, seat information's and you can change the price class. If you done all settings you want, you can post the order.

Game Serial	Game Day	Guest	Block Code	Row	Seat	Price Class Code	Category Code	Sub	Medium Type	Location Code
BL	.1		1.1	1	2	NORM	FAM	<input type="checkbox"/>	PAPIER	ZENTRAL